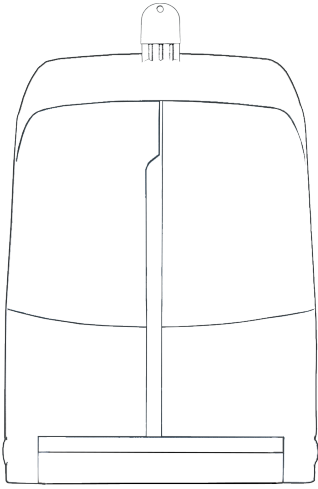



Electronic Roll Towel Dispenser

Loading Card

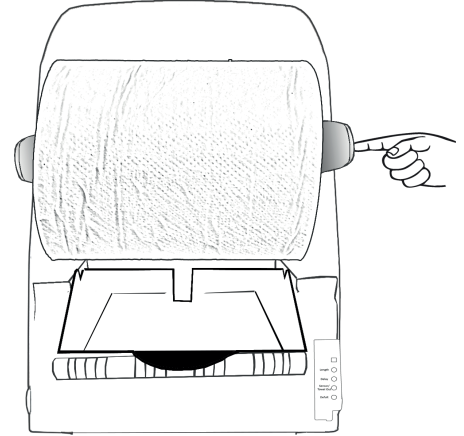
Follow these five easy steps to load your Raphael dispenser.
All you need is your waffle key & Raphael roll towel.



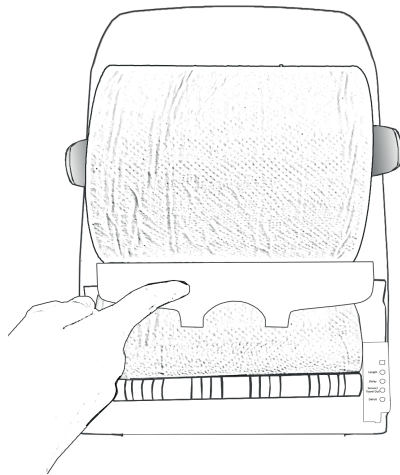
Unlock & open
the dispenser



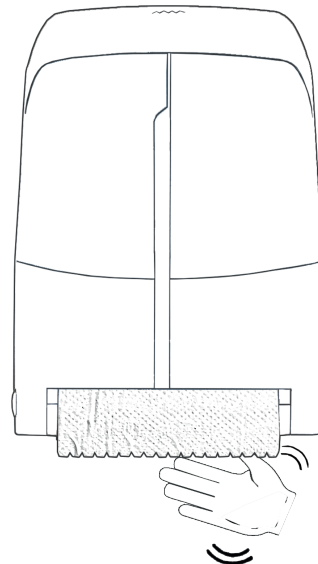
Load the roll with the
paper tail at the back
onto the left hand spindle



Load the roll onto
the right hand spindle
& click into place



Lift the bar & feed the paper from the
back of the roll & into the barrel. Select
which dispensing options



Close the dispenser
& wave to dispense paper

For more information:

www.northwood.co.uk/raphael

T: 01952 236 930