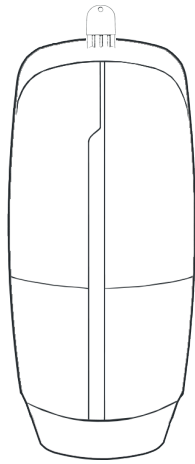




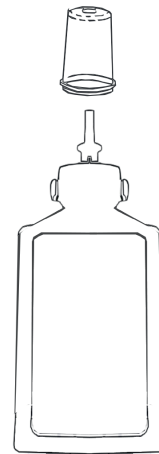
Manual Soap Dispenser

Loading Card

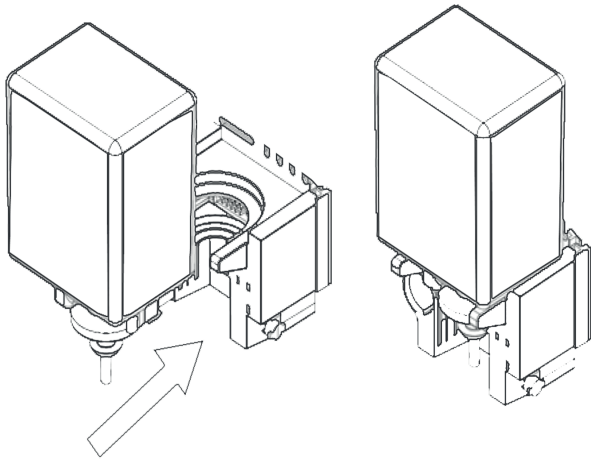
Follow these four easy steps to load your Raphael dispenser. All you need is your waffle key & Raphael soap or sanitiser.



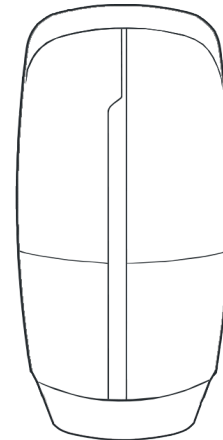
Unlock & open the dispenser



Remove the cap



Load the soap / sanitiser into the dispenser, the label should be facing the back of the dispenser, and you will hear the cartridge click into place



Close the dispenser & pump the push bar to prime and dispense

For more information:

www.northwood.co.uk/raphael

T: 01952 236 930